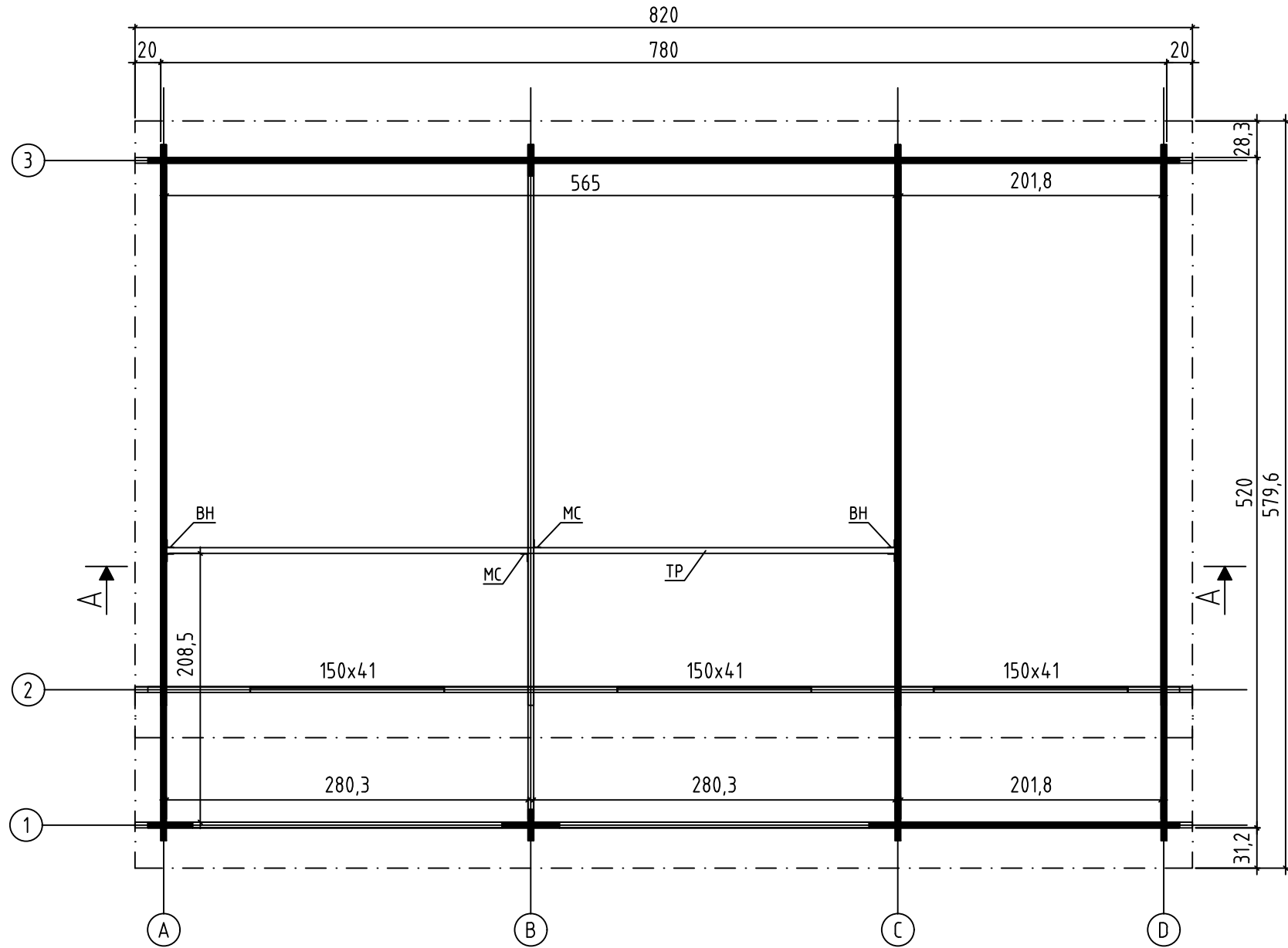


Hawaii
Art. Nr. 4410693
1/13

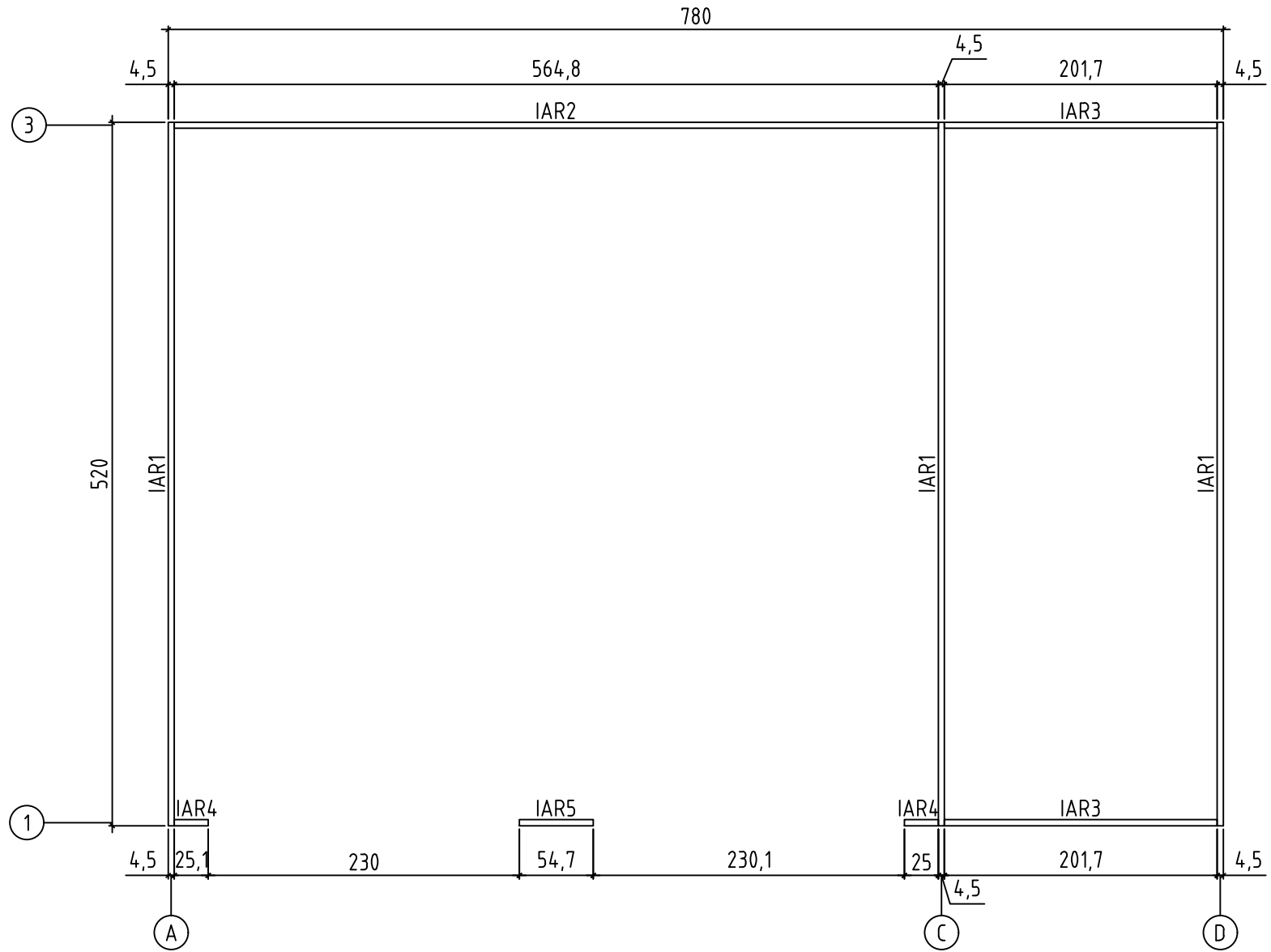


18.01.2017

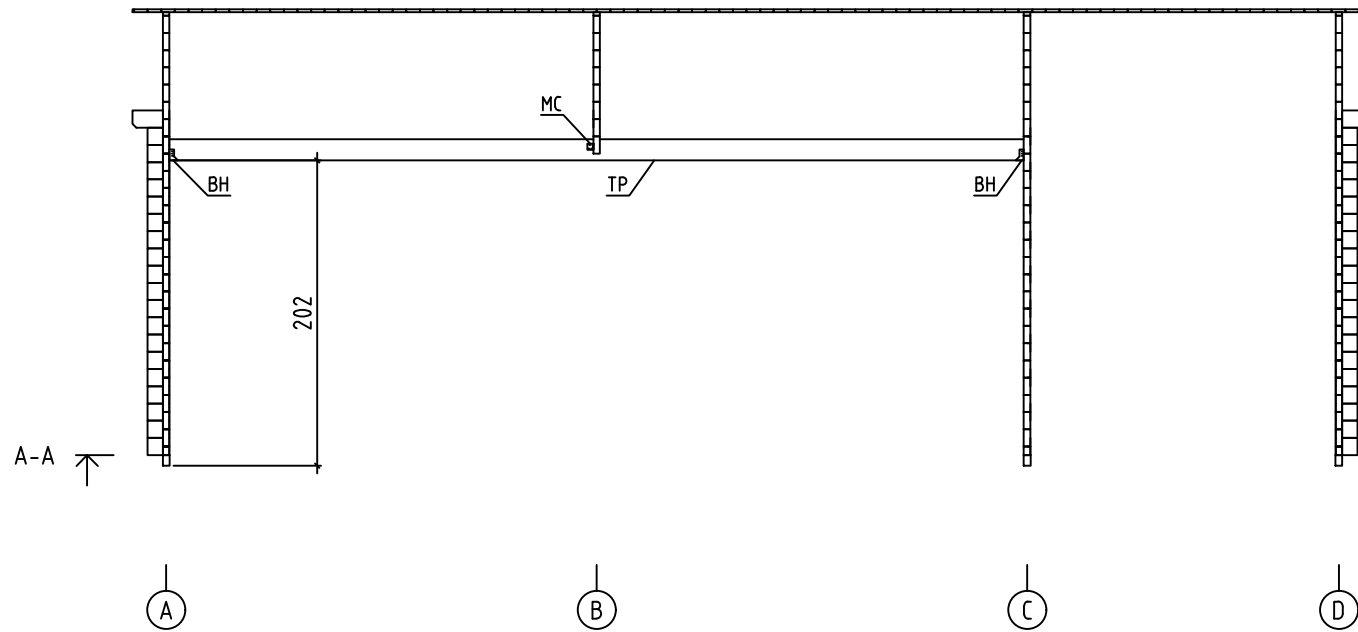
Art.Nr. 4410693
GROUNDPLAN - GRUNDPLAN - PLAN DE MASSE

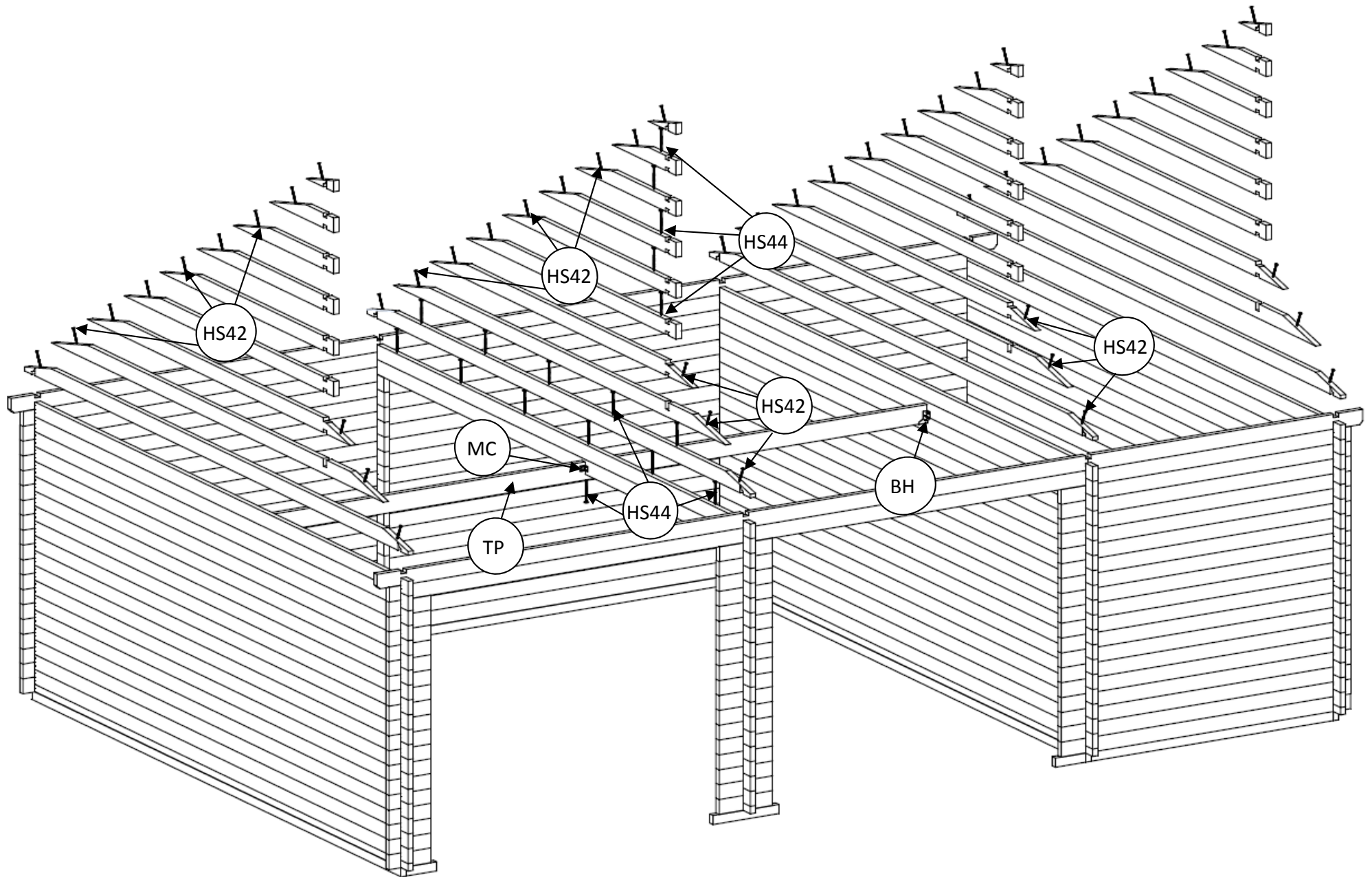


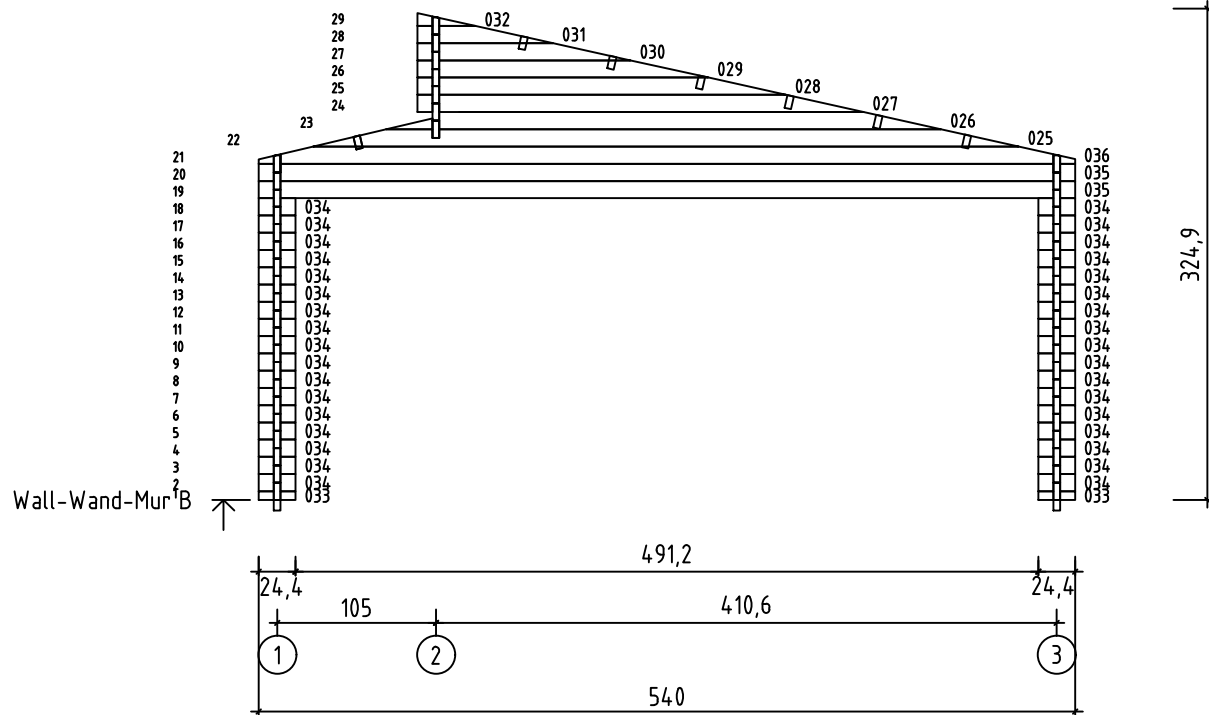
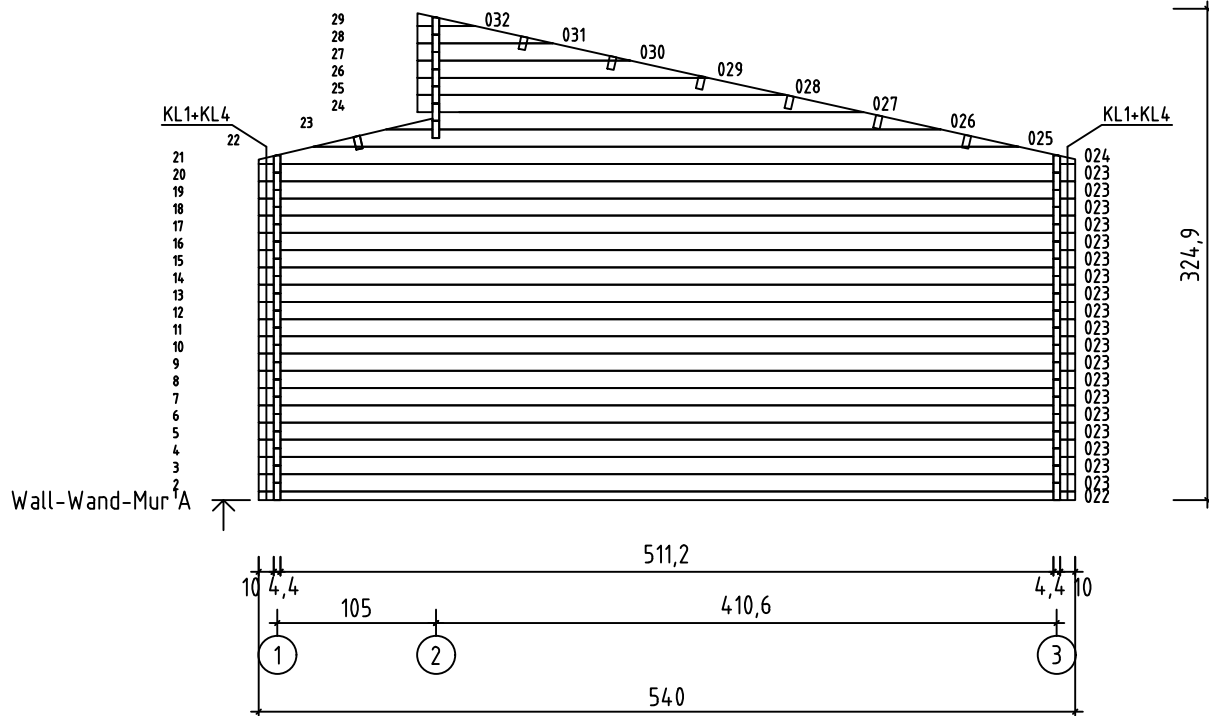
Art.Nr. 4410693
FOUNDATION - FUNDAMENT - FONDATION

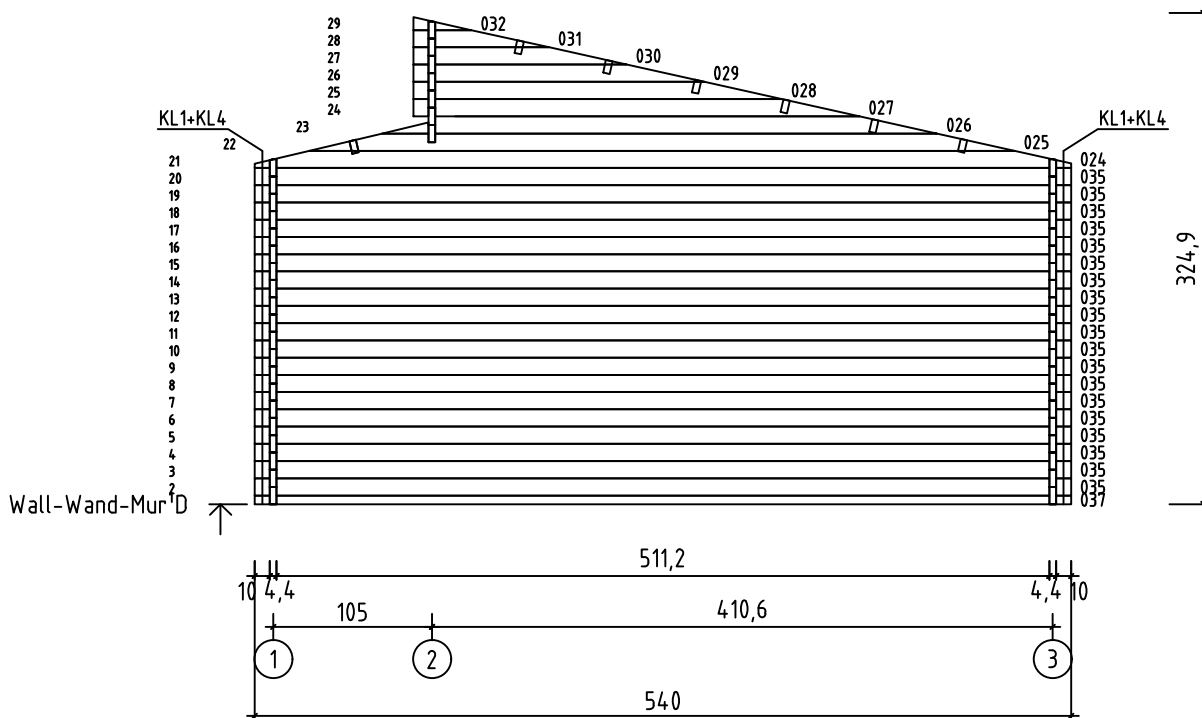
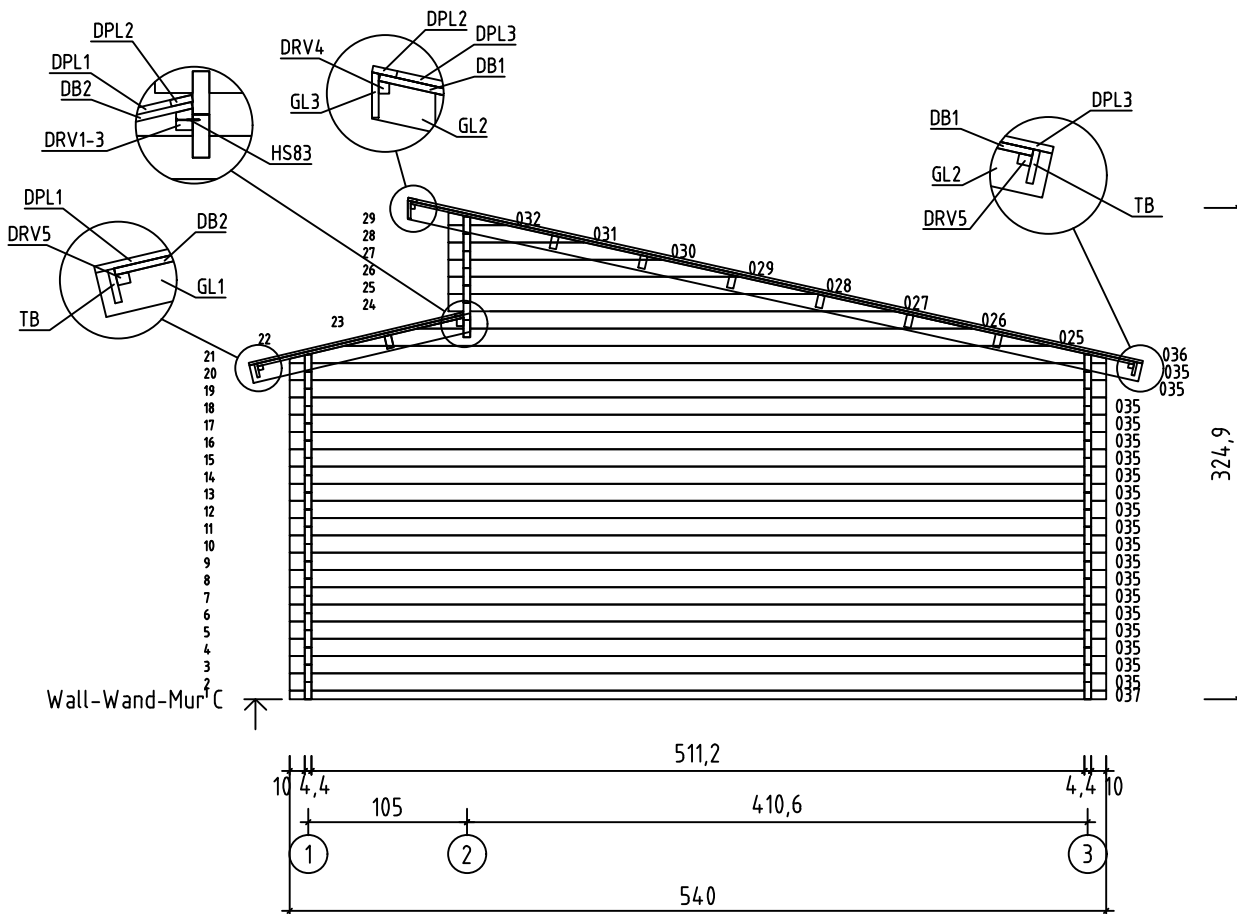













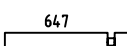
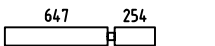
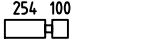



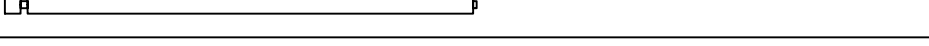






Art.Nr. 4410693

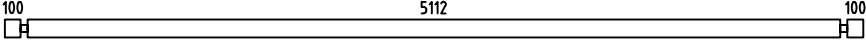
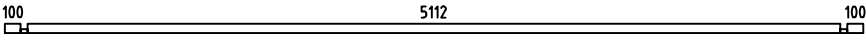
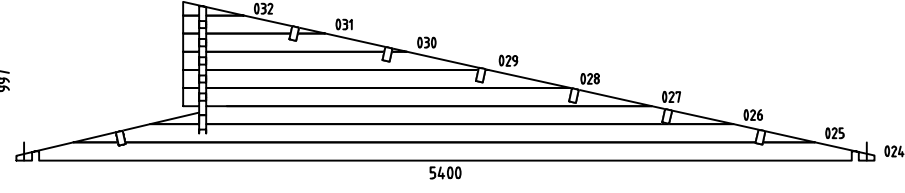
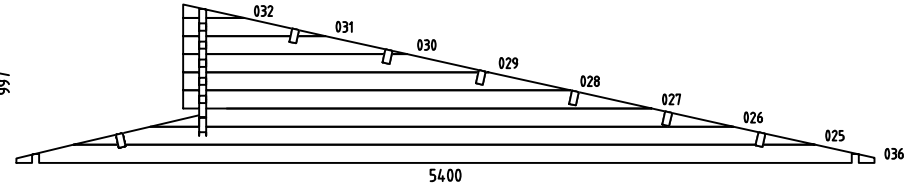





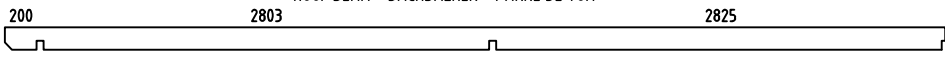









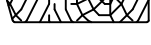



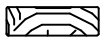
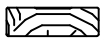





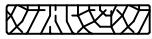




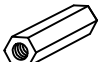





















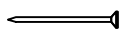




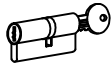
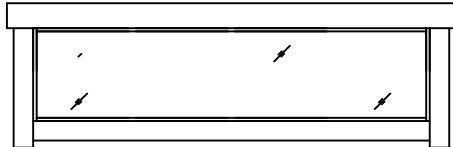




Pos	18.01.2017	Piecelist - Stücklist - Liste des composants Art.Nr. 4410693	10/13	Q.	P. (mm)	L. (mm)
001				18	44x114	346
002				18	44x114	446
003				18	44x114	2408
004				1	44x114	2969
005				10	44x114	5031
006				1	44x120	5916
007				1	44x120	2284
008				1	44x114	3069
009				1	44x114	5131
010				1	44x114	5816
011				11	44x114	2184
012				4	44x114	791
013				4	44x114	1338
014				4	44x114	945
015				4	44x114	398
016				2	44x120	3069
017				1	44x120	5131
018				1	44x114	5816
019				9	44x114	2969
020				9	44x114	5816
021				1	44x120	5131
022				2	44x57	5400
023				38	44x114	5400
033				2	44x57	244
034				34	44x114	244

Pos	18.01.2017	Piecelist - Stücklist - Liste des composants Art.Nr. 4410693	11/13	Q.	P. (mm)	L. (mm)
035				21	44x114	5400
037				1	44x57	5400
WA-1 WD-1				1 1		
WB-1 WC-1				1 1		
IAR2		FOUNDATION - FUNDAMENT - FONDATION 		1	45x70	5648
IAR1		FOUNDATION - FUNDAMENT - FONDATION 		3	45x70	5200
IAR3		FOUNDATION - FUNDAMENT - FONDATION 		2	45x70	2017
IAR5		FOUNDATION - FUNDAMENT - FONDATION 		1	45x70	547
IAR4		FOUNDATION - FUNDAMENT - FONDATION 		2	45x70	251
A-PR1		ROOF BEAM - DACHBALKEN - PANNE DE TOIT 		3	44x140	5916
A-PR4		ROOF BEAM - DACHBALKEN - PANNE DE TOIT 		4	44x140	5131
A-PR3		ROOF BEAM - DACHBALKEN - PANNE DE TOIT 		4	44x140	3069
A-PR2		ROOF BEAM - DACHBALKEN - PANNE DE TOIT 		3	44x140	2284
DB1	ROOF BOARDS - DACHBRETTER - VOLIGES			92	90x18	4900
DB2	ROOF BOARDS - DACHBRETTER - VOLIGES			92	90x18	1400
DRV1	ROOF EDGE REINFORCEMENT - DACHRANDVERSTÄRKUNG - CORNIERE DE RENFORT DE BORD DE TOIT			2	44x57	200
DRV2	ROOF EDGE REINFORCEMENT - DACHRANDVERSTÄRKUNG - CORNIERE DE RENFORT DE BORD DE TOIT			1	44x57	2016
DRV3	ROOF EDGE REINFORCEMENT - DACHRANDVERSTÄRKUNG - CORNIERE DE RENFORT DE BORD DE TOIT			2	44x57	2801
DRV4	ROOF EDGE REINFORCEMENT - DACHRANDVERSTÄRKUNG - CORNIERE DE RENFORT DE BORD DE TOIT			2	28x34	4100
GL3	GABLE MOULDING - GIEBELLEISTE - PLANCHE DE RIVE			2	18x120	4100
DPL1	ROOFING FELT FILLET - DACHPAPPENLEISTE - BAGUETTE DE FIXATION DU FEUTRE BITUMEUX			2	18x58	1455

Pos	18.01.2017	Piecelist - Stücklist - Liste des composants Art.Nr. 4410693	12/13	Q.	P. (mm)	L. (mm)
DPL2	ROOFING FELT FILLET - DACHPAPPENLEISTE - BAGUETTE DE FIXATION DU FEUTRE BITUMEUX		4	18x58	4060	
DPL3	ROOFING FELT FILLET - DACHPAPPENLEISTE - BAGUETTE DE FIXATION DU FEUTRE BITUMEUX		2	18x58	4975	
KL1	TREADED ROD M10 - GEWINDESTANGE M10 - - TIGE FILETÉE M10		6		2000	
KL2	TREADED ROD M10 - GEWINDESTANGE M10 - TIGE FILETÉE M10		1		310	
KL3	TREADED ROD M10 - GEWINDESTANGE M10 - TIGE FILETÉE M10		1		260	
KL4	TREADED ROD M10 - GEWINDESTANGE M10 - TIGE FILETÉE M10		4		300	
KL5	TREADED ROD M10 - GEWINDESTANGE M10 - TIGE FILETÉE M10		1		220	
TB	EAVES BOARD - TRAUFBRETT - BANDEAU DE TOIT		4	18x90	4100	
DRV5	ROOF EDGE REINFORCEMENT - DACHRANDVERSTÄRKUNG - CORNIERE DE RENFORT DE BORD DE TOIT		4	28x34	4100	
TP	SUPPORT BEAM FOR GATE FRAME - STUTZBOHLE FÜR TORZARGE - - MADRIER DE SUPPORT DU CADRE DE LA PORTE BASCULANTE		1	44x140	5648	
GL1	GABLE MOULDING - GIEBELLEISTE - - PLANCHE DE RIVE		2	18x120	1500	
GL2	GABLE MOULDING - GIEBELLEISTE - - PLANCHE DE RIVE		2	18x120	4975	
KL4	LENGTHENING BOLT FOR TREADED ROD - VERLÄNGERUNGSMUTTER FÜR GEWINDESTANGE - MANCHON DE RACCORDEMENT DE TIGE FILETÉE		6			
KL1	DRIVE NUT TREADED ROD - EINSCHLAGMUTTER FÜR GEWINDESTANGE - ÉCROU A FRAPPER POUR TIGE FILETÉE		7			
KL2	NUT FOR TREADED ROD - MUTTER FÜR GEWINDESTANGE - ÉCROU POUR TIGE FILETÉE		7			
KL3	PLAIN WASHER TREADED ROD - UNTERLEGSCHLEIBE FÜR GEWINDESTANGE - RONDELLE PLATE POUR TIGE FILETÉE		7			
LD1	LID FOR TREADED ROD HOLE - ABDECKUNG FÜR GEWINDESTANGENÖFFNUNG - COUVERCLE POUR ACCÈS RÉGLAGÉ TIGE FILETÉE		1			
HS83	SCREW FOR ROOF EDGE REINFORCEMENT - SCHRAUBEN FÜR DACHRANDVERSTÄRKUNG - VIS POUR RENFORT DE BORD DE TOIT		23	4.5x80		
HS32	SCREW FOR EAVES BOARDS - SCHRAUBEN FÜR TRAUFBRETT - VIS DE FIXATION POUR BANDEAU DE TOIT		54	4x40		
HS26	SCREW FOR ROOF EDGE REINFORCEMENT - SCHRAUBEN FÜR DACHRANDVERSTÄRKUNG - VIS POUR RENFORT DE BORD DE TOIT		54	4x40		
HS43	SCREW FOR ROOF BEAMS - SCHRAUBEN FÜR DACHBALKEN - VIS POUR PANNE DE TOIT		35	5x120		
HS42	SCREW FOR GABLE - SCHRAUBEN FÜR GIEBEL - VIS POUR FIXATION DES PIGNONS		48	5x120		
HS40	SCREW FOR 1. WALL BEAM - SCHRAUBE FÜR 1. BOHLENREIHE - VIS DE FIXATION DES FONDATIONS		14	5x90		
HS39	SCREW FOR FUNDAMENT - SCHRAUBEN ZUR BEFESTIGUNG FUNDAMENT - VIS POUR FONDATION		8	5x90		
	SCREW FOR 1. WALL BEAM - SCHRAUBE FÜR 1. BOHLENREIHE - VIS DE FIXATION DES FONDATIONS		3	6x150		

Pos	18.01.2017	Piecelist - Stücklist - Liste des composants Art.Nr. 4410693	13/13	Q.	P. (mm)	L. (mm)
HS44	SCREW FOR GABLE - SCHRAUBEN FÜR GIEBEL - VIS POUR FIXATION DES PIGNONS		17	6x180		
	SCREW FOR GABLE MOULDING - SCHRAUBEN FÜR GIEBELLEISTE - VIS DE FIXATION POUR PLANCHE DE RIVE		66	3.5x50		
MC	METAL CORNER - METALLWINKEL - CORNIERE EN MÉTAL		2	40x40		
	SCREW FOR METAL CORNER - HOLZSCHRAUBE FÜR METALLWINKEL - VIS POUR COIN EN MÉTAL		16	4x40		
HS51	SCREW FOR BEAM HOLDER - SCHRAUBEN FÜR BALKENHALTER - VIS DE FIXATION SUPPORT U GALVANISÉ		216	5x40		
SH44	HAMMER BLOCK - SCHLAGHOLZ - CALLE DE FRAPPE		1			
MS	SCREW FOR DOORSTEP - SCHRAUBEN FÜR SWELLE - VIS DE FIXATION DU SEUIL DE PORTE		2	4.5x65		
	ZN NAIL FOR ROOF - ZN NÄGEL FÜR DACHBRETTER - POINTES DE FIXATIONS DES VOLIGES DE TOIT		1023	2x50		
	ZN NAIL FOR ROOFING FELT FILLET - ZN NÄGEL FÜR DACHPAPPENLEISTE - POINTE POUR BAGUETTE FIXATION FEUTRE BITUMEUX		66	2x40		
BH	BEAM HOLDER - BALKENHALTER - SUPPORT EN U GALVANISÉ		18	45x97		
TS3	DOOR HANDLE FITTINGS - TÜRGRIF - SET DE GARNITURES DE SERRURE DE PORTE		1			
TS4	SET OF DOOR LOCK COVERS - SCHLOSSBLENDEN - SET DE GARNITURES DE SERRURE DE PORTE		1			
TS6	CYLINDER LOCK - ZYLINDERSCHLOSS - CYLINDRE DE SERRURE		1	30x35		
	WINDOW - FENSTER - FENETRE 1500x410	AK.1.100.SM0.k SGC	3			
						
	DOOR - TÜR - PORTE 835x1850	UL.2.100.IVP.MMa TC	1			
	