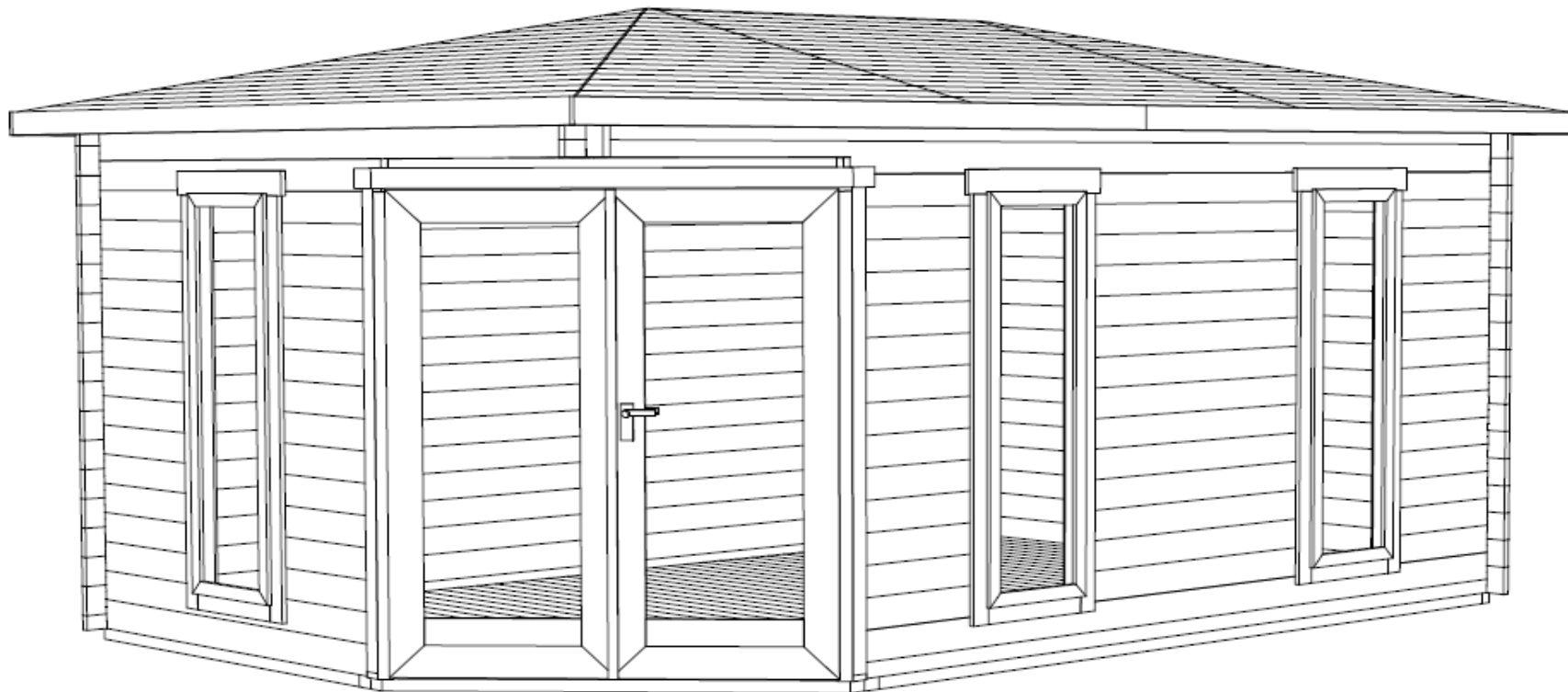
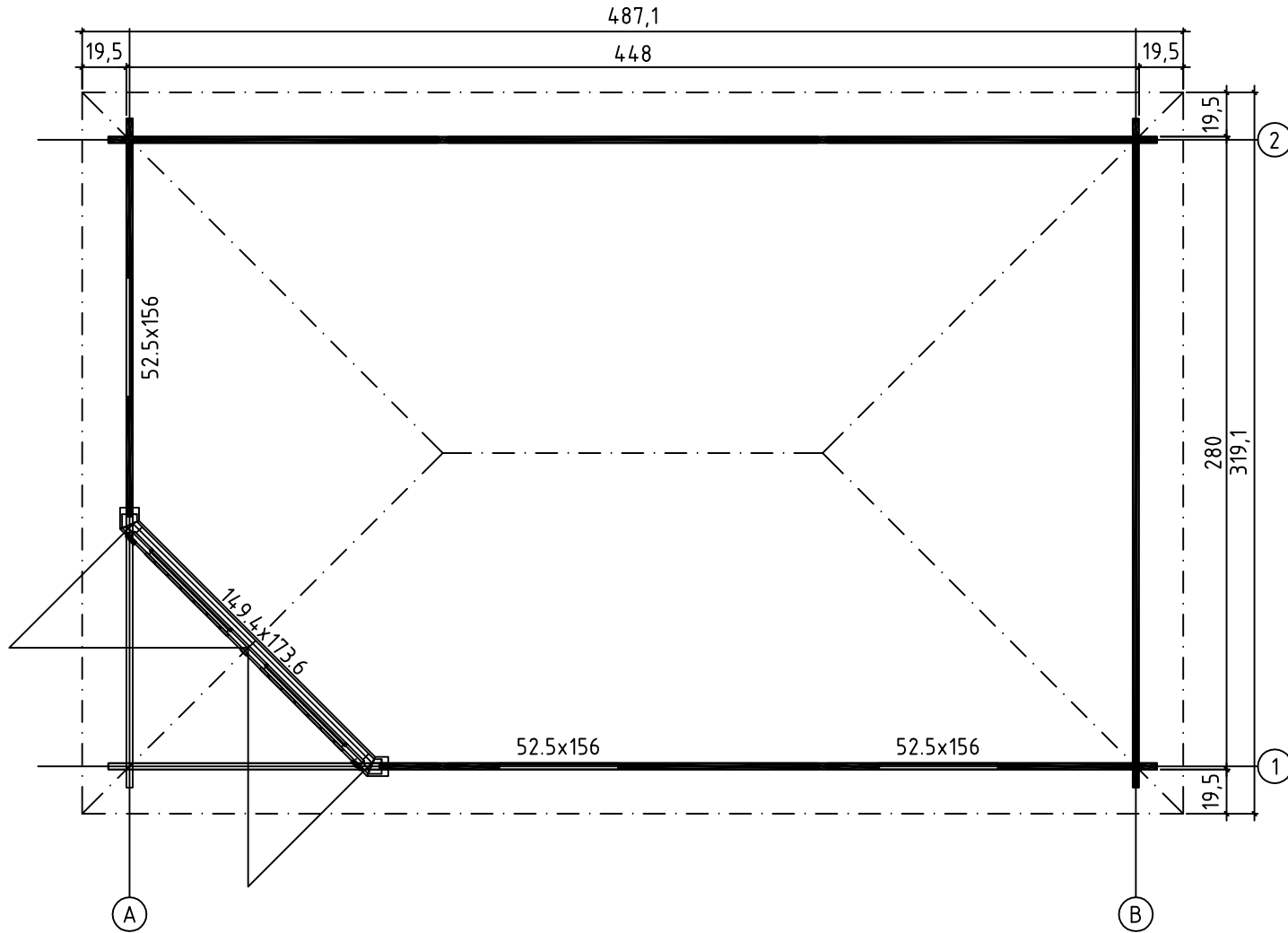


Edinburgh 2
Art. Nr. 2817140
1/15



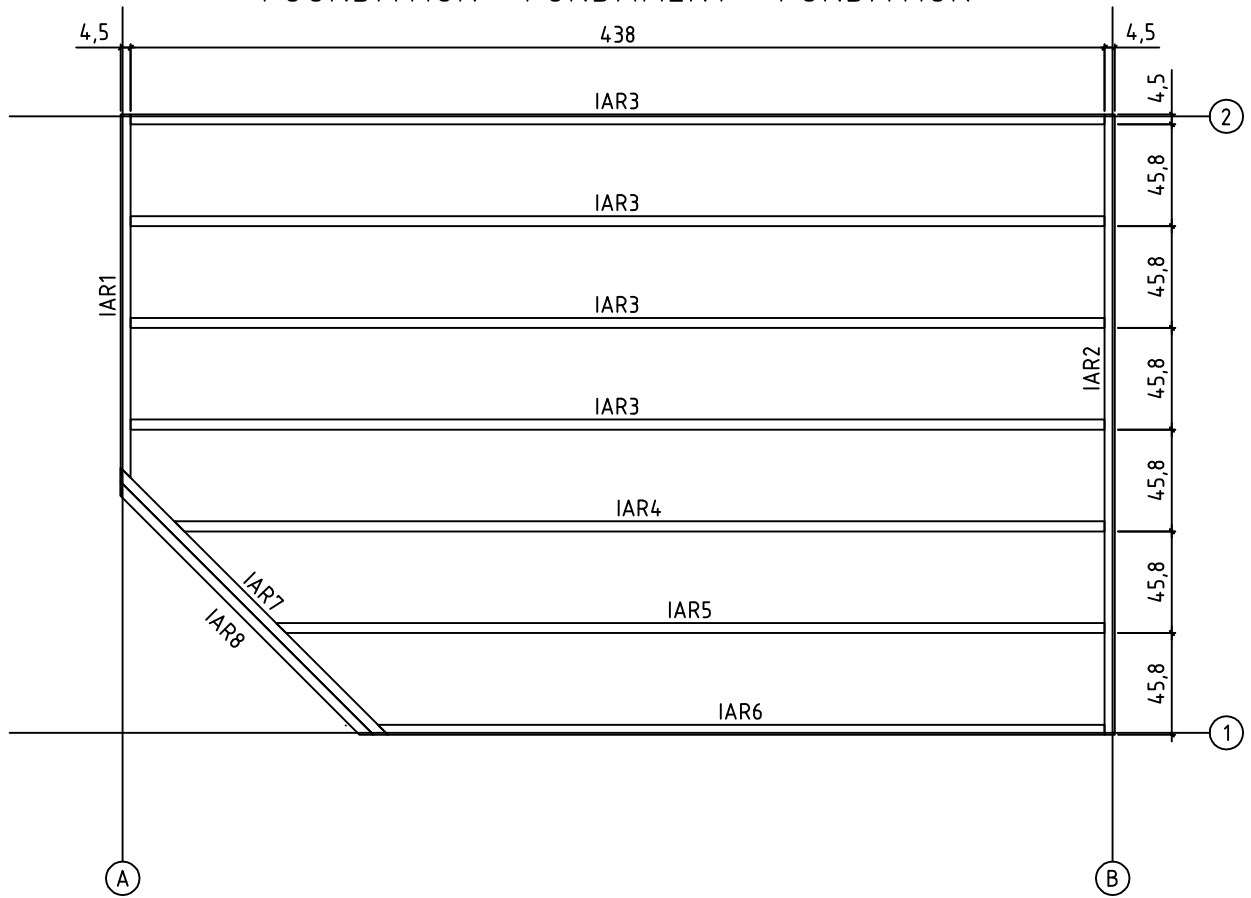
Art.Nr. 2817140

GROUNDPLAN - GRUNDPLAN - PLAN DE MASSE

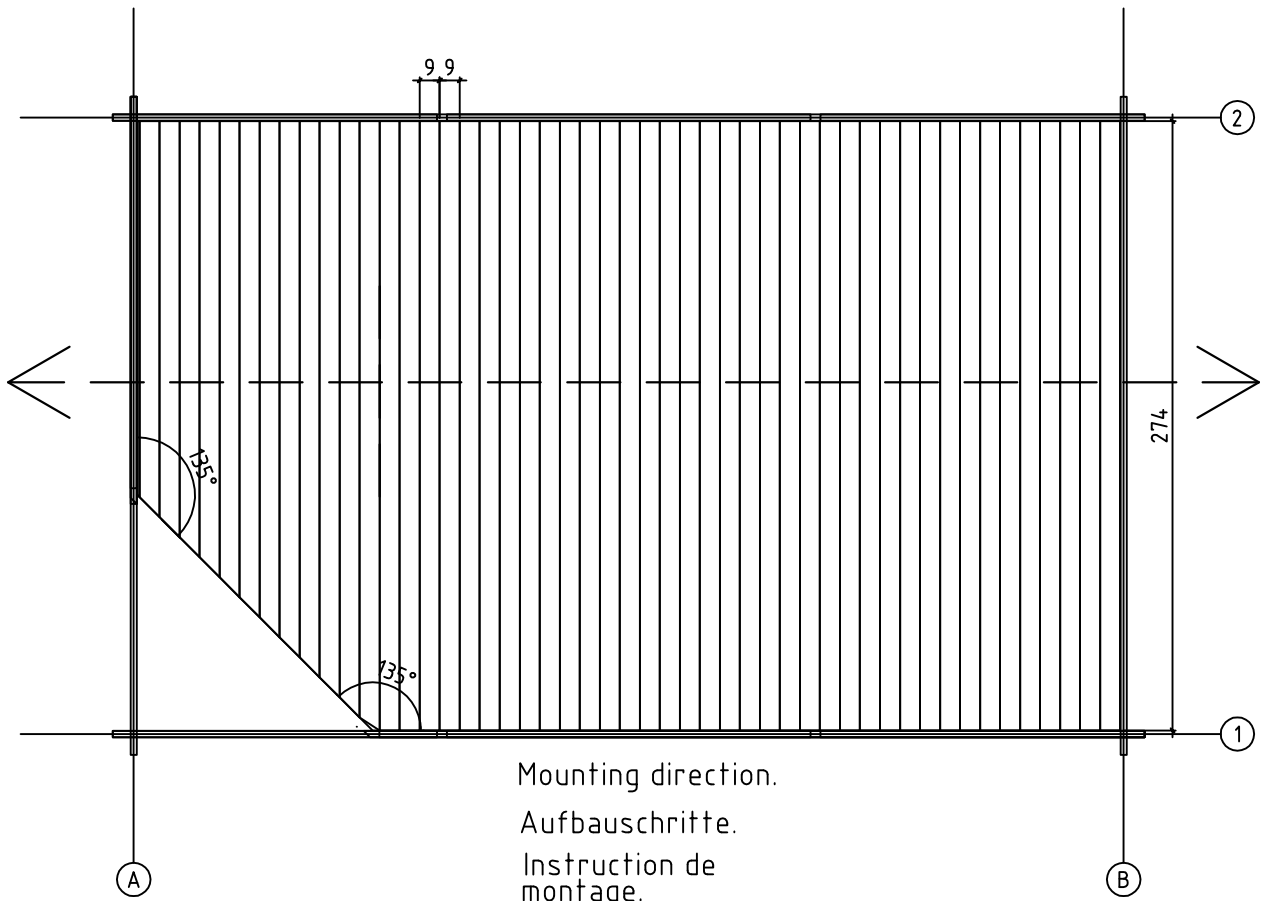


Art.Nr. 2817140

FOUNDATION - FUNDAMENT - FONDATION

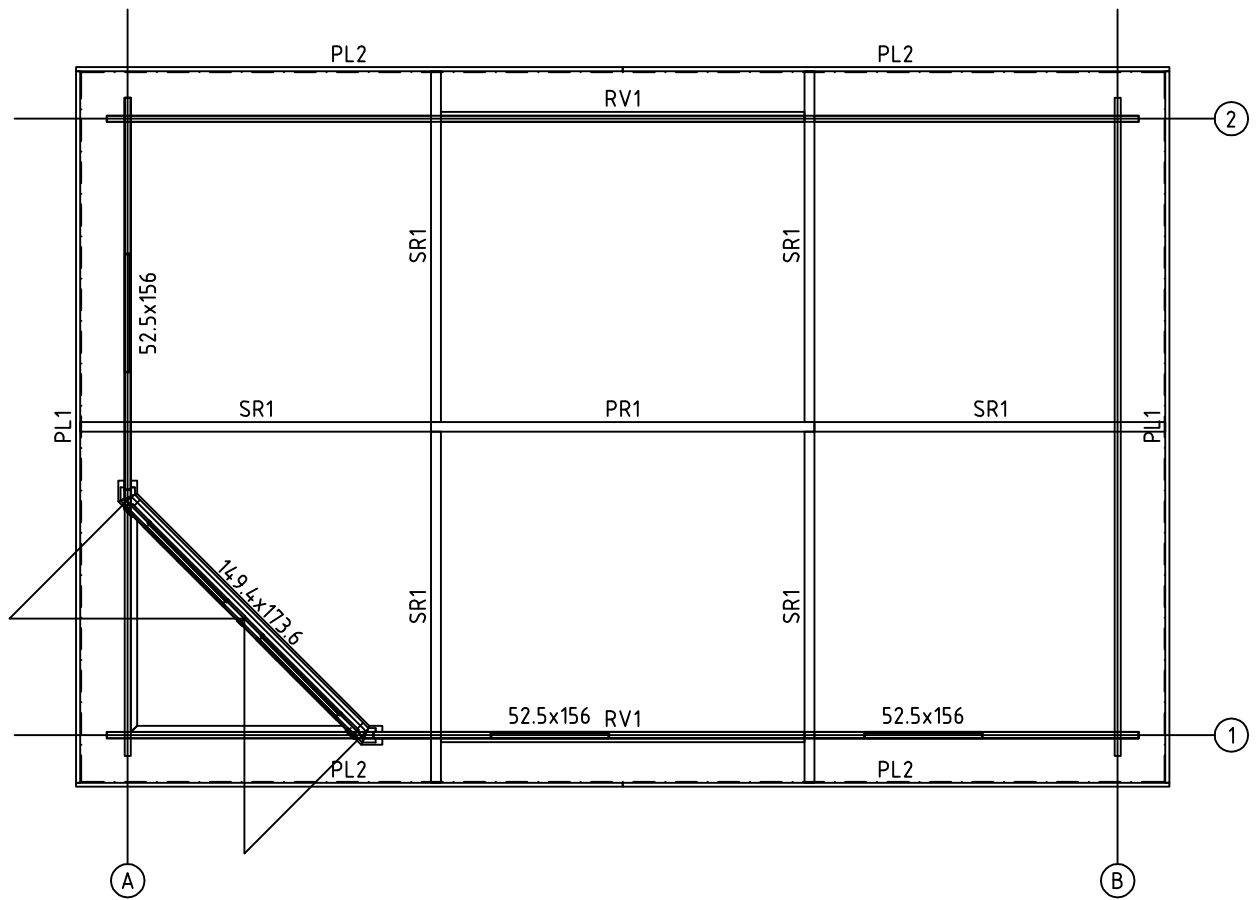


FLOOR BOARDS - FUSSBODENBRETTER - LAME DE PLANCHER

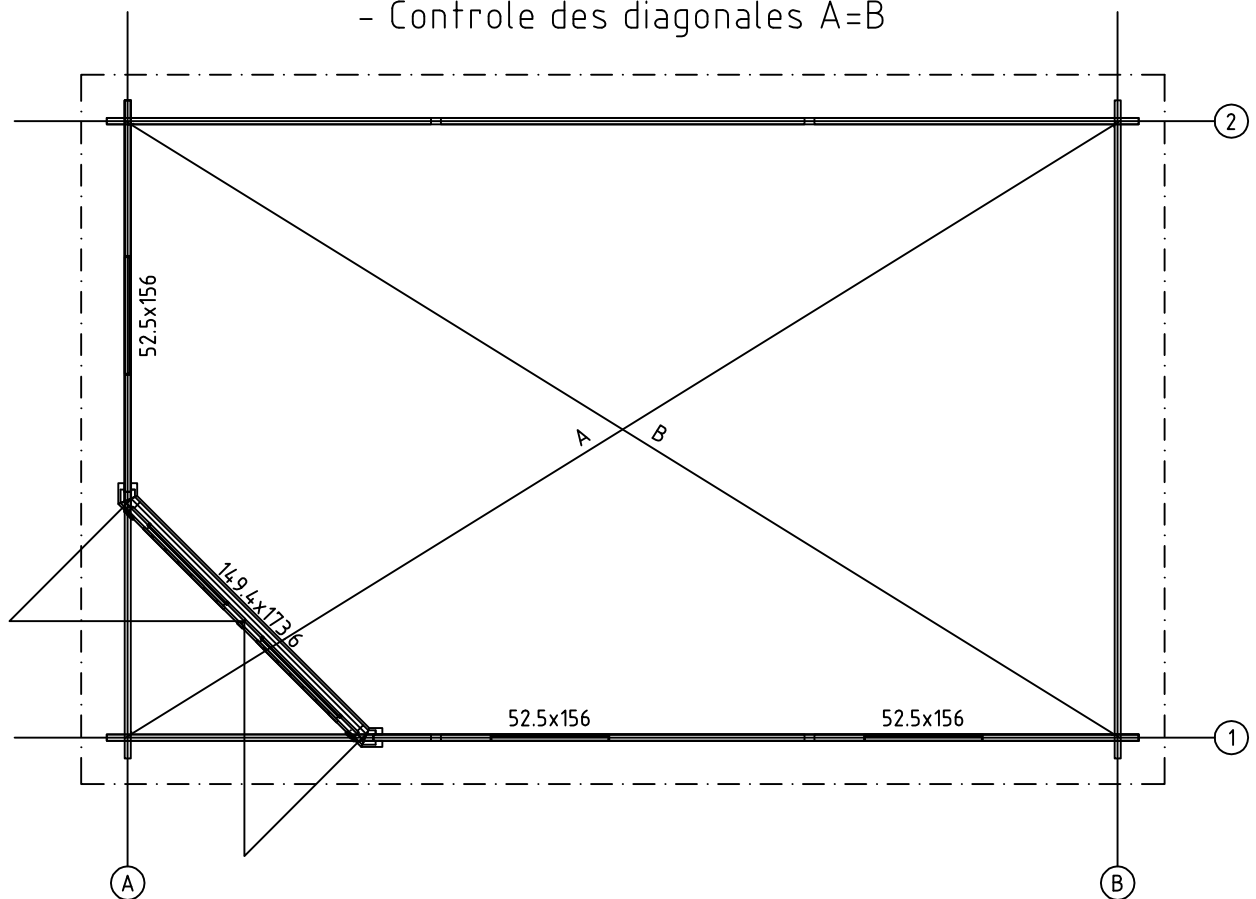


Art.Nr. 2817140

OVERHEAD BEAMS - DECKENBALKEN - SOLIVES




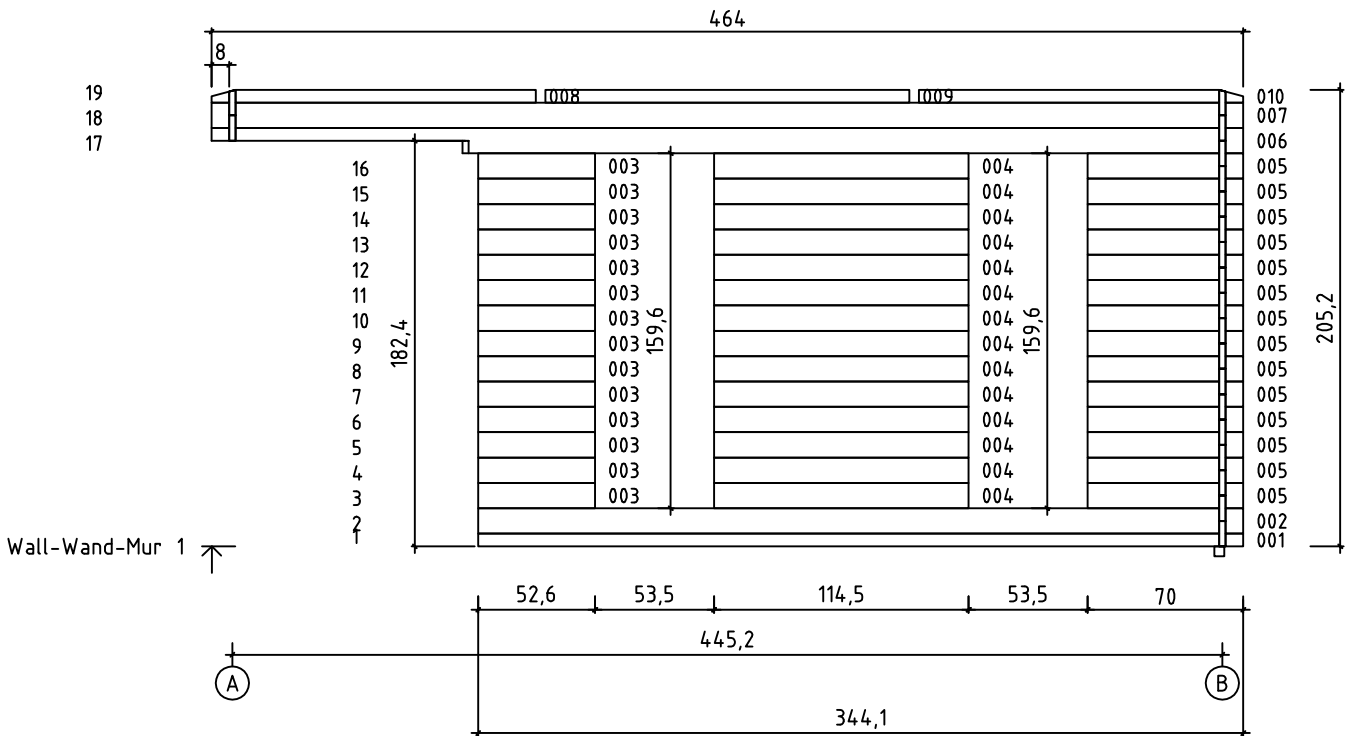
Diagonal must be equal $A=B$ - Prüfung diagonale Austrichtung $A=B$ -
- Controle des diagonales $A=B$



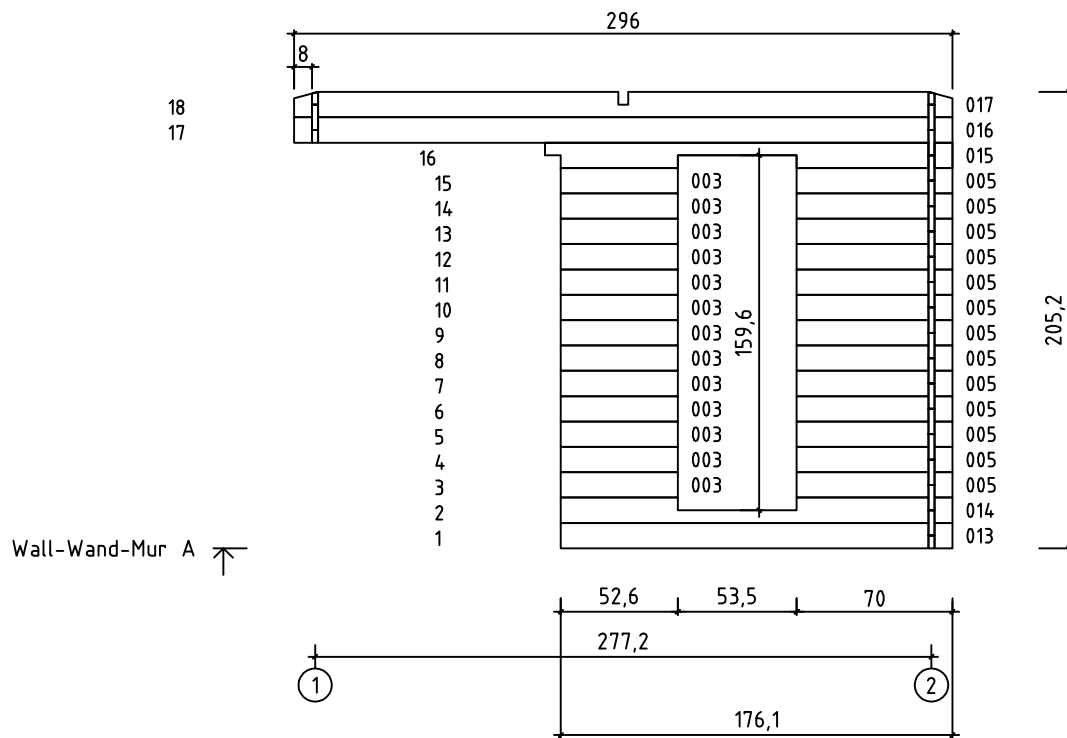
14.02.2013

4/15


Art.Nr. 2817140



Art.Nr. 2817140

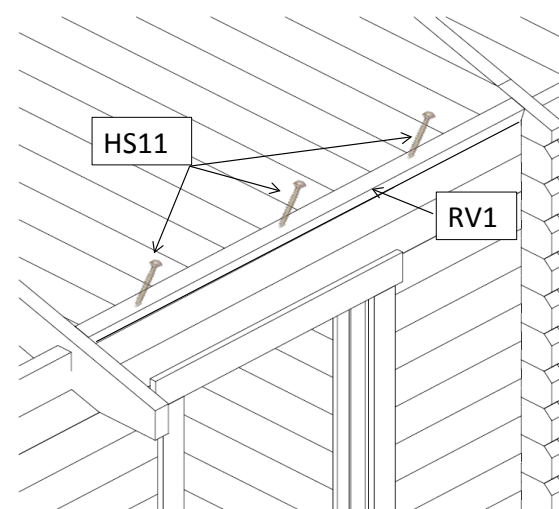
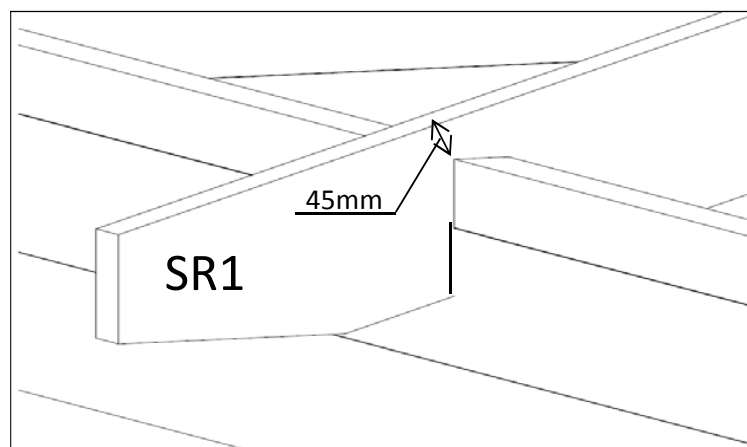
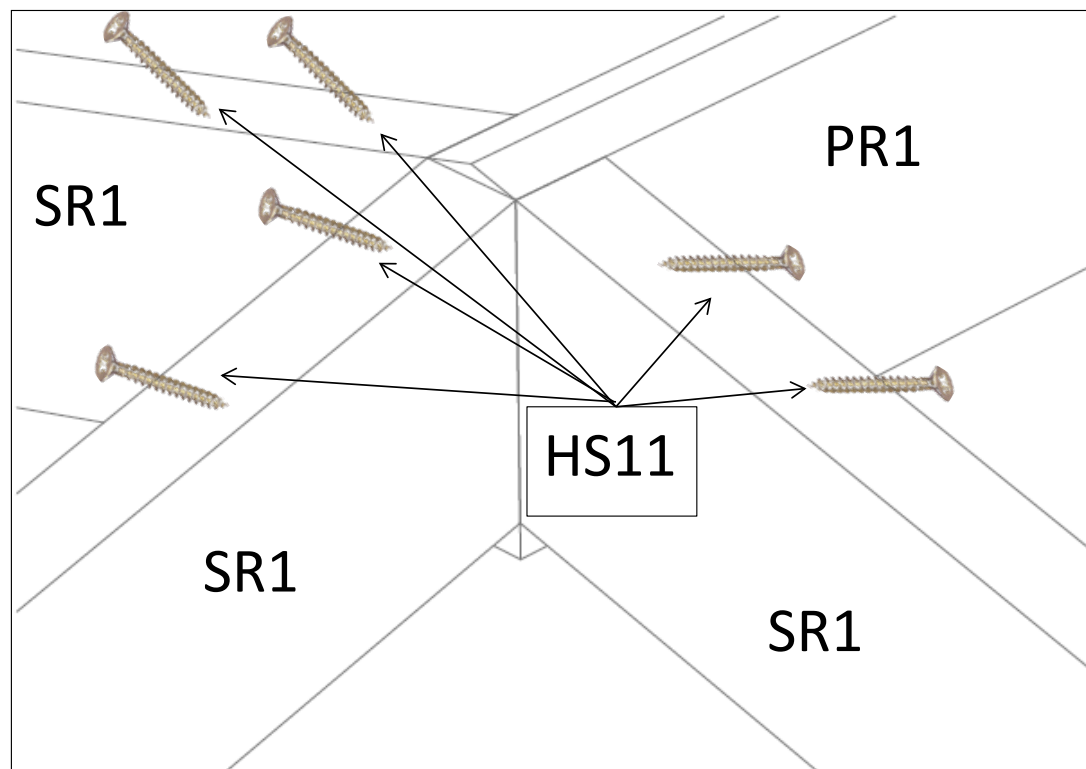


Wall-Wand-Mur A ↗



Wall-Wand-Mur¹ B ↗

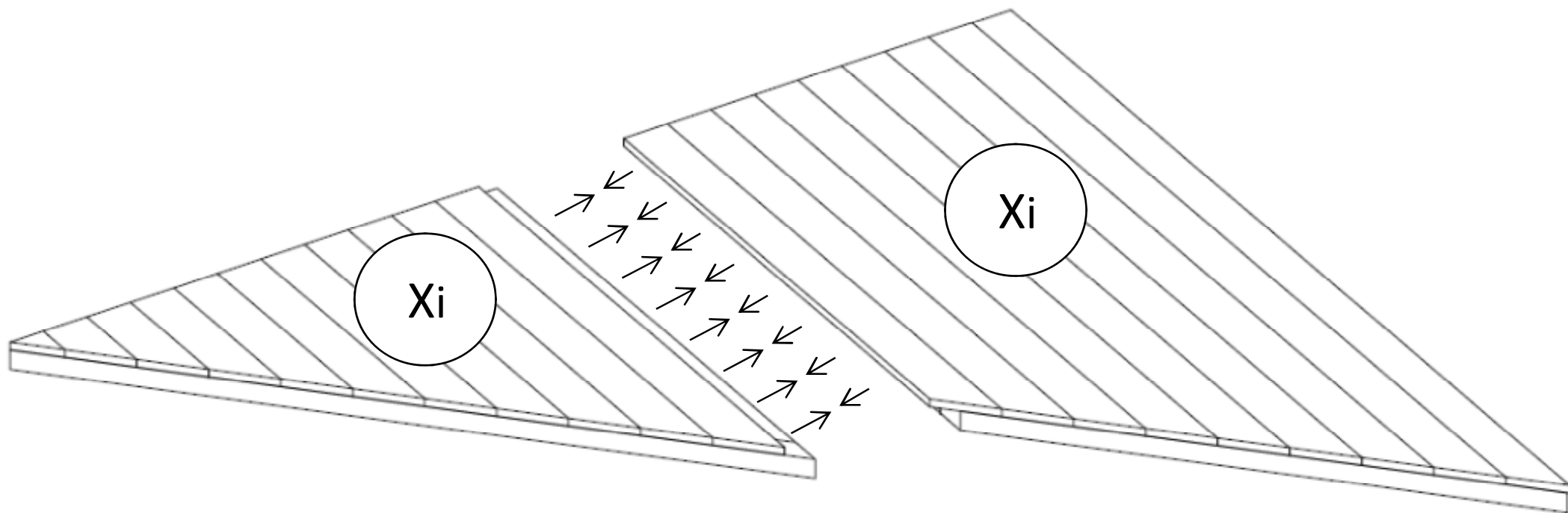
Art.Nr. 2817140



14.02.2013

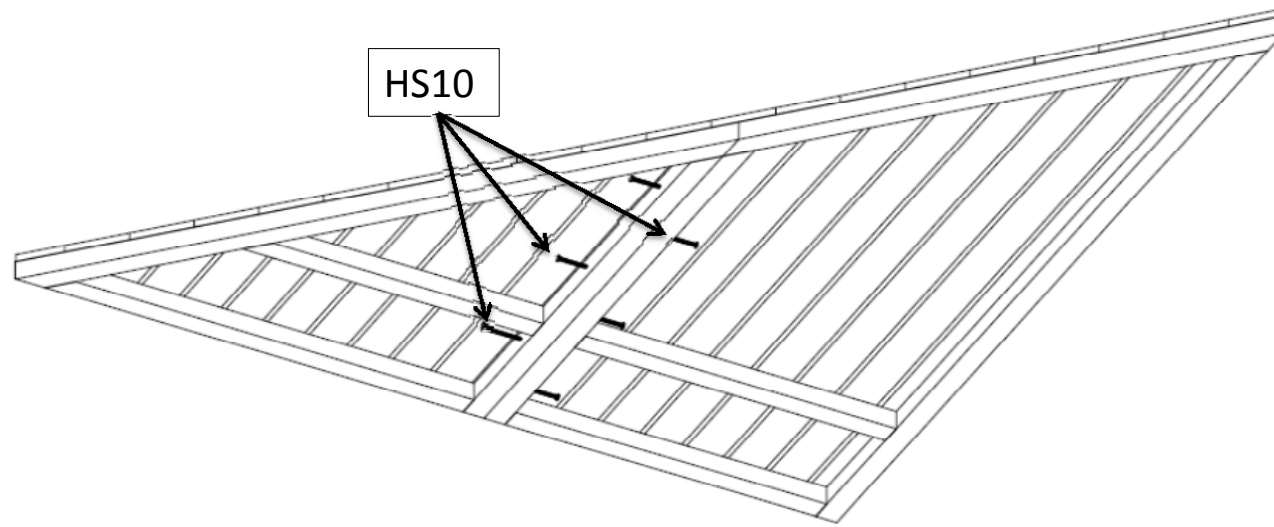
7/15

Art.Nr. 2817140

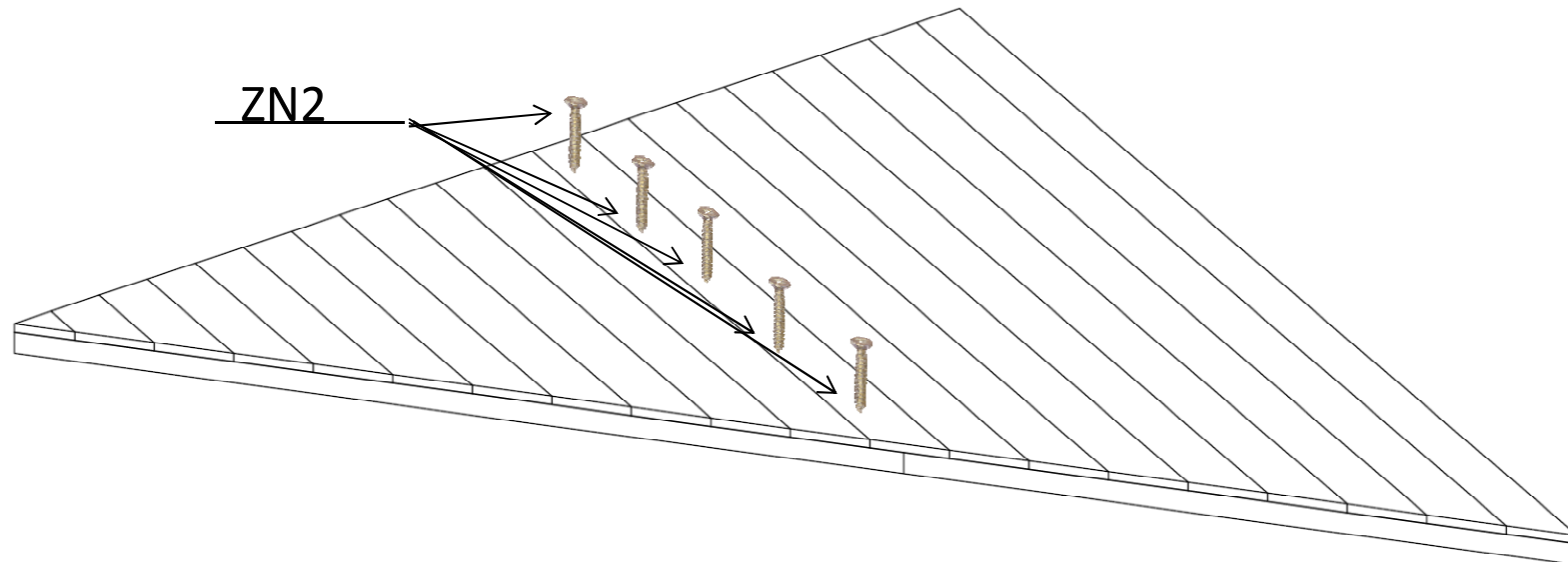


Art.Nr. 2817140

FROM BELOW - VUE DE DESSOUS - ANSICHT VON UNTEN

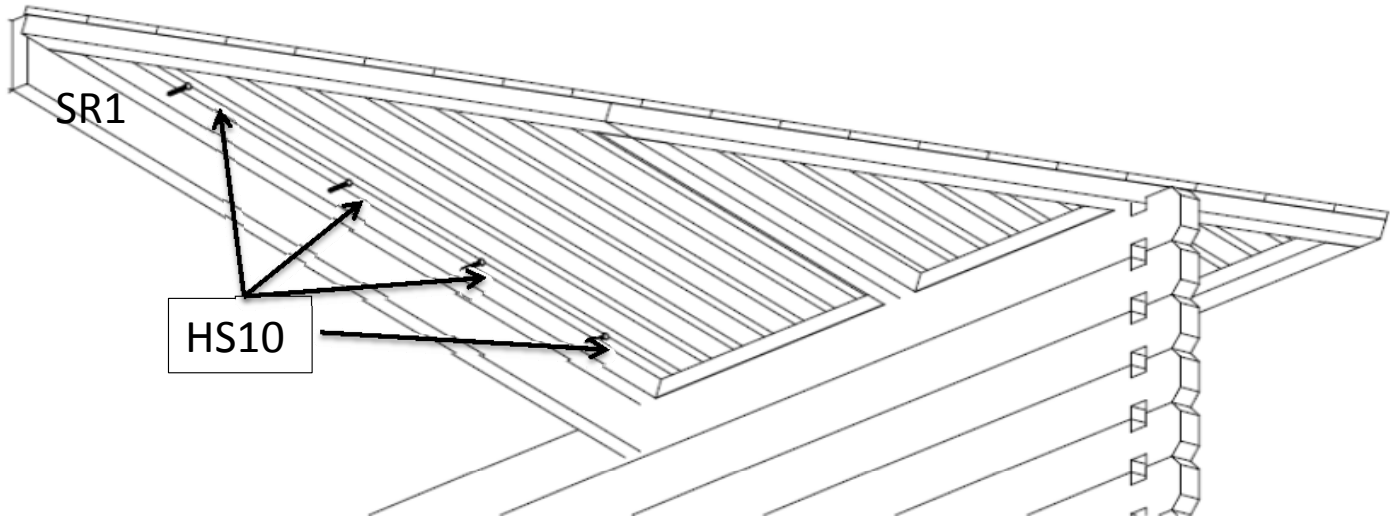


TOP VIEW - ANSICHT VON OBEH - VUE DE DESSUS

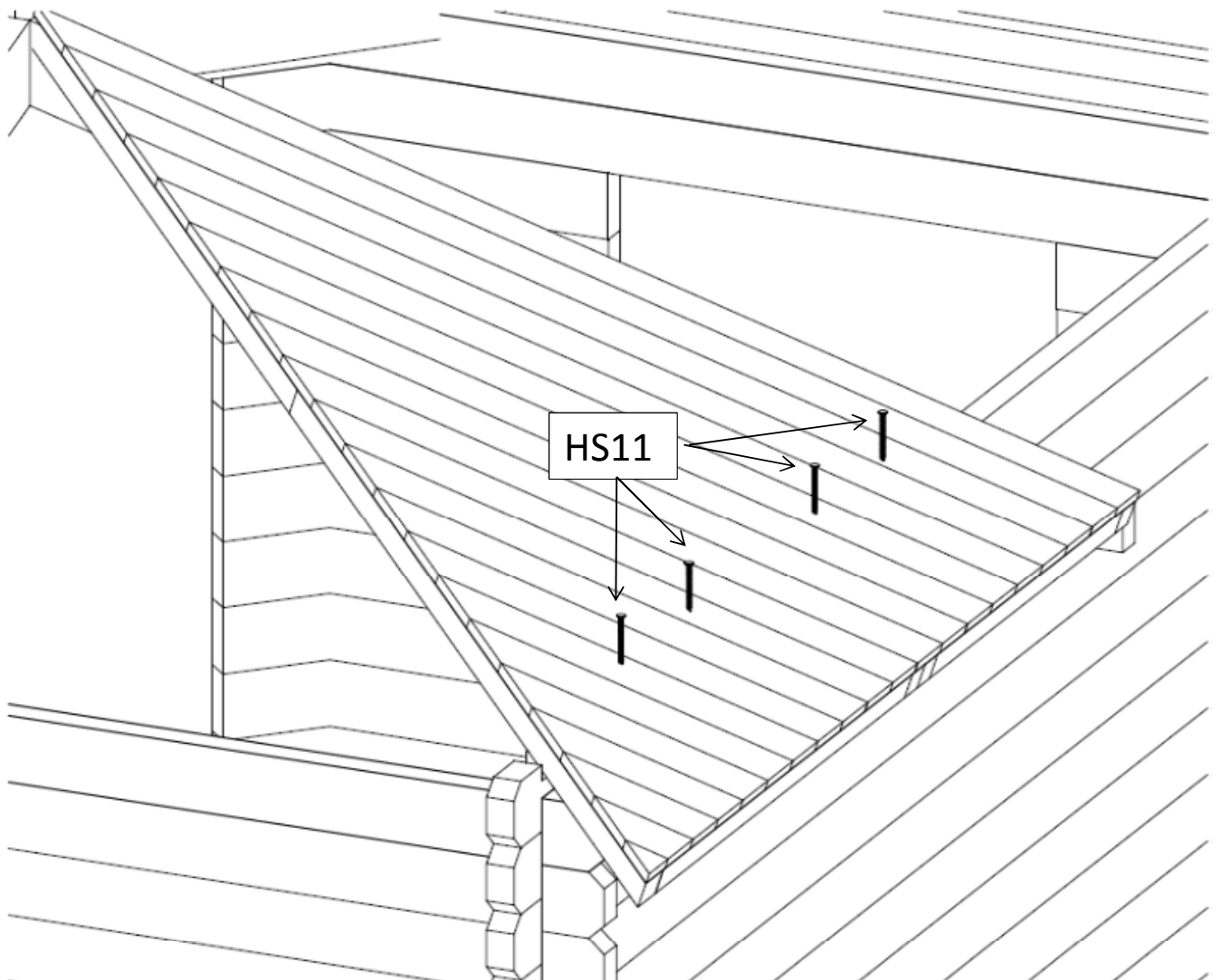


Art.Nr. 2817140

TOP VIEW - ANSICHT VON OBEH - VUE DE DESSUS

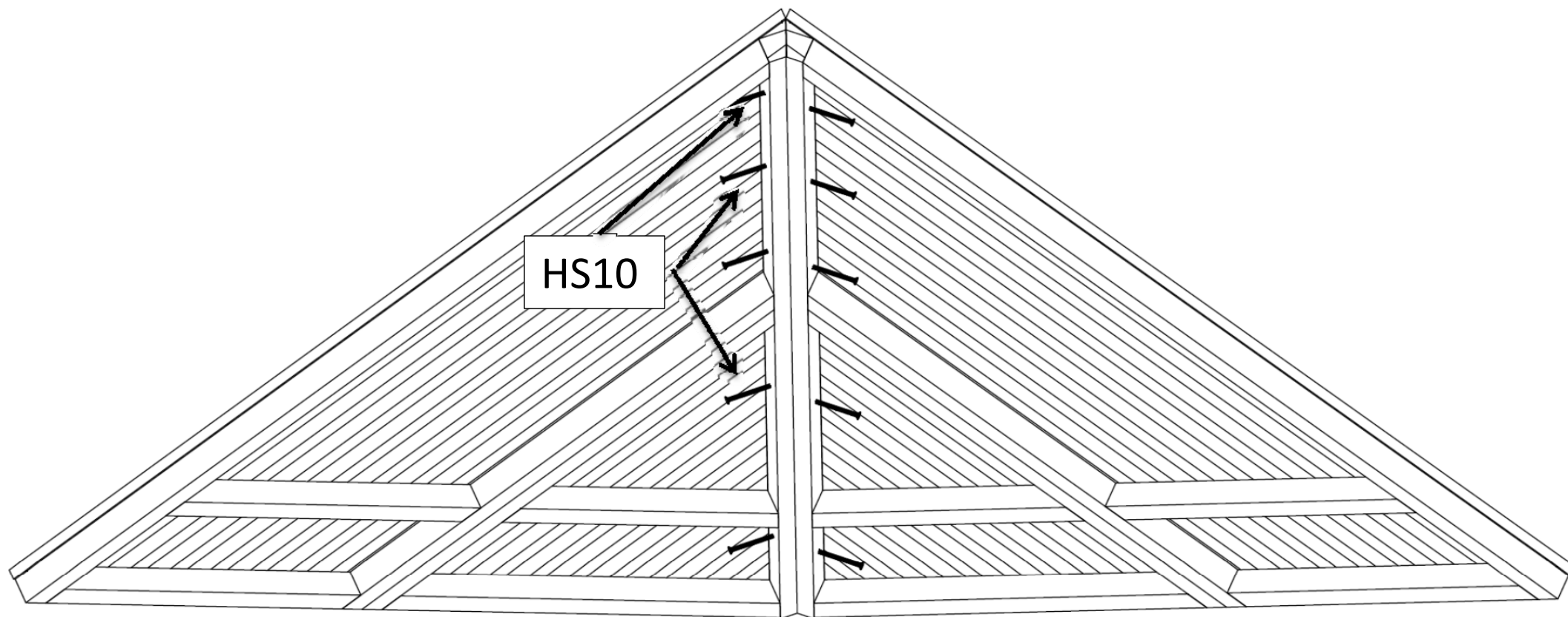


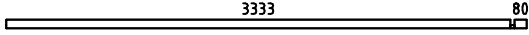
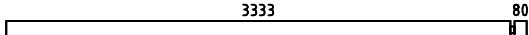


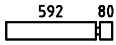
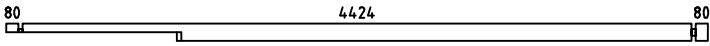
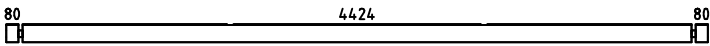
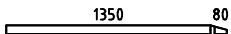

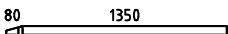
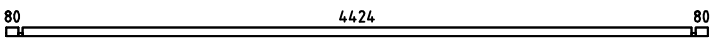
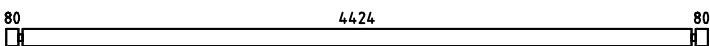


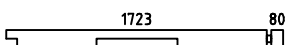
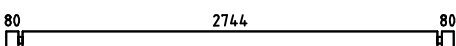
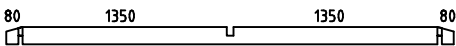

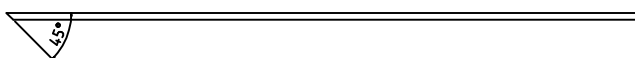
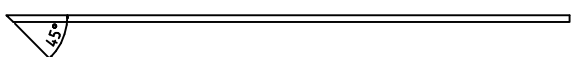
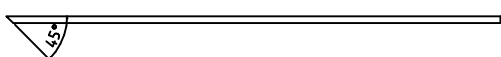

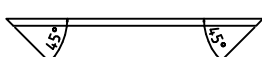

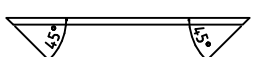
FROM BELOW - VUE DE DESSOUS - ANSICHT VON UNTEN



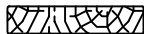
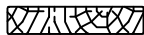


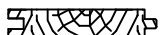

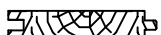





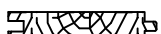







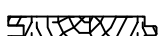

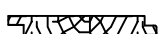

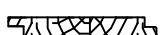








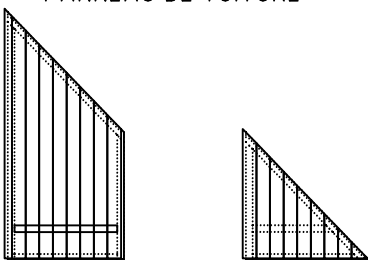


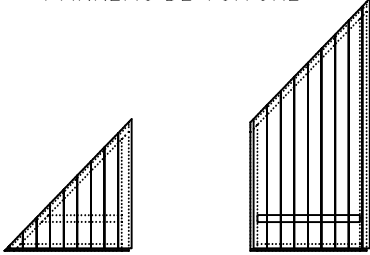

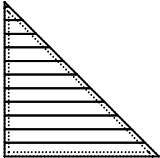
















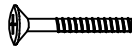
Art.Nr. 2817140

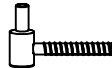

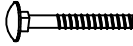

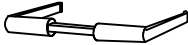
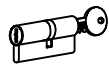
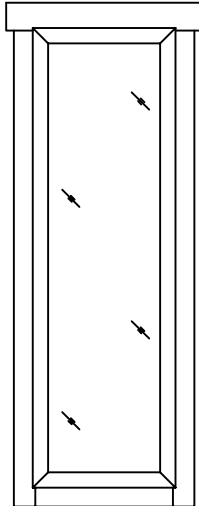
FROM BELOW - VUE DE DESSOUS - ANSICHT VON UNTEN



Pos	14.02.2013	Piecelist - Stücklist - Liste des composants Art.Nr. 2817140	12/15	Q.	P. (mm)	L. (mm)
001				1	28x57	3441
002				1	28x114	3441
003				27	28x114	526
004				14	28x114	1145
005				27	28x114	700
006				1	28x114	4640
007				2	28x114	4640
008	□			2	28x57	1458
009	□			2	28x57	1636
010	□			2	28x57	1458
011				1	28x57	4640
012				16	28x114	4640
013				1	28x114	1761
014				1	28x114	1761
015				1	28x114	1831
016				18	28x114	2960
017				2	28x114	2960
IAR3		FOUNDATION - FUNDAMENT - FONDATION 		4	45x45	4380
IAR4		FOUNDATION - FUNDAMENT - FONDATION 		1	45x45	4184
IAR5		FOUNDATION - FUNDAMENT - FONDATION 		1	45x45	3727
IAR6		FOUNDATION - FUNDAMENT - FONDATION 		1	45x45	3269
IAR2		FOUNDATION - FUNDAMENT - FONDATION 		1	45x45	2790
IAR7		FOUNDATION - FUNDAMENT - FONDATION 		1	45x45	1698
IAR1		FOUNDATION - FUNDAMENT - FONDATION 		1	45x45	1634
IAR8		FOUNDATION - FUNDAMENT - FONDATION 		1	45x45	1608

Pos	14.02.2013	Piecelist - Stücklist - Liste des composants Art.Nr. 2817140	13/15	Q.	P. (mm)	L. (mm)
SR1		RAFTER - DACHSPARREN - CHEVRON 		6	44x120	1657
RV1		BATTEN - LATTE - LITEAU 		2	45x45	1636
PL1		EAVES BOARD - TRAUFBRETT - BANDEAU DE TOIT 		2	18x90	3200
PL2		EAVES BOARD - TRAUFBRETT - BANDEAU DE TOIT 		4	18x90	2459
PR1		ROOF BEAM - DACHBALKEN - PANNE DE TOIT 		1	44x140	1724
		FLOOR BOARDS - FUSSBODENBRETTER - LAME DE PLANCHER 		38	90x18	2740
		FLOOR BOARDS - FUSSBODENBRETTER - LAME DE PLANCHER 		1	90x18	2740
		FLOOR BOARDS - FUSSBODENBRETTER - LAME DE PLANCHER 		1	90x18	2684
		FLOOR BOARDS - FUSSBODENBRETTER - LAME DE PLANCHER 		1	90x18	2594
		FLOOR BOARDS - FUSSBODENBRETTER - LAME DE PLANCHER 		1	90x18	2504
		FLOOR BOARDS - FUSSBODENBRETTER - LAME DE PLANCHER 		1	90x18	2414
		FLOOR BOARDS - FUSSBODENBRETTER - LAME DE PLANCHER 		1	90x18	2324
		FLOOR BOARDS - FUSSBODENBRETTER - LAME DE PLANCHER 		1	90x18	2234
		FLOOR BOARDS - FUSSBODENBRETTER - LAME DE PLANCHER 		1	90x18	2144
		FLOOR BOARDS - FUSSBODENBRETTER - LAME DE PLANCHER 		1	90x18	2054
		FLOOR BOARDS - FUSSBODENBRETTER - LAME DE PLANCHER 		1	90x18	1964
		FLOOR BOARDS - FUSSBODENBRETTER - LAME DE PLANCHER 		1	90x18	1874
		FLOOR BOARDS - FUSSBODENBRETTER - LAME DE PLANCHER 		1	90x18	1784
		FLOOR BOARDS - FUSSBODENBRETTER - LAME DE PLANCHER 		1	90x18	1694
		STORM PROTECTION - STURMLEISTE - - LATTE ANTI-TEMPETE 		5	22x45	2000
		FLOOR FILLET-FUSSBODENLEISTE - CORNIERE DE FINITION DU PLANCHER 			18x18	13.7
		ROOF SHIELD - ELEMENT - PANNEAU DE TOITURE 		4		

Pos	14.02.2013	Piecelist - Stücklist - Liste des composants Art.Nr. 2817140	14/15	Q.	P. (mm)	L. (mm)
		ROOF SHIELD - ELEMENT - PANNEAU DE TOITURE 		4		
		ROOF BOARDS - DACHBRETTER - VOLIGES 		38	90x18	1652
		CEILING SHIELD - ELEMENT - PANNEAU DE TOITURE 		1		
		WINDOW HANDLE FITTINGS-FENSTERGRIFF - POIGNÉE D'OUVERTURE DE FENETRE 		6		
		ZN NAIL FOR FLOOR FILLET - ZN NÄGEL FÜR FUSSBODENLEISTE - - POINTE POUR CORNIERE DE FINITION DU PLANCHER 		27	1.4x40	
HS11		SCREW FOR SHIELD - SCHRAUBEN ZUR ELEMENT VIS POUR DE PANNEAU DE TOITURE 		48	5x120	
		SCREW FOR 1. WALL BEAM - SCHRAUBE FÜR 1. BOHLENREIHE - - VIS DE FIXATION DES FONDATIONS 		7	5x90	
		SCREW FOR DOOR JAMB - SCHRAUBE FÜR TÜRRAHMEN - - VIS DE FIXATION POUR MONTANT DE PORTE 		4	5x90	
HS10		SCREW FOR SHIELD - SCHRAUBEN ZUR ELEMENT VIS POUR DE PANNEAU DE TOITURE 		120	6x80	
		SCREW FOR FILLET - SCHRAUBE ZUR BEFESTIGUNG TÜRLEISTE - - VIS D'ASSEMBLAGE DU CADRE DE PORTE 		5	3x30	
		SCREW FOR U-PROFILE - SCHRAUBE ZUR BEFESTIGUNG U-PROFILS - - VIS A TETE FRAISÉE POUR PROFIL U 		4	4.5x80	
		SCREW FOR EAVES BOARDS - SCHRAUBEN FÜR TRAUFBRETTER - VIS DE FIXATION POUR BANDEAU DE TOIT 		38	4x40	
HS6		SCREW FOR SR1 - SCHRAUBEN FÜR SR1 - - VIS DE FIXATION POUR CHEVRON D'ARÊTLER SR1 		12	5x120	
		SCREW FOR FUNDAMENT - SCHRAUBEN ZUR BEFISTIGUNG FUNDAMENT - - VIS POUR FONDATION 		18	5x90	
		DOOR HANDLE FITTINGS-TÜRGRIFF - SET DE GARNITURES DE SERRURE DE PORTE 		1		
		HAMMER BLOCK - SCHLAGHOLZ - CALLE DE FRAPPE 		1		
		SCREW FOR DOORSTEP - SCHRAUBEN FÜR SWELLE - VIS DE FIXATION DU SEUIL DE PORTE 		3	4.5x65	
ZN1		ZN NAIL FOR ROOF - ZN NÄGEL FÜR DACHBRETTER - POINTE POUR TOIT 		164	2x50	
		ZN NAIL FOR FLOOR - ZN NÄGEL FÜR FUSSBODENBRETTER - - CLOUS POUR PLANCHER 		346	2x50	
		BOLT FOR WINDOW HANDLE FITTINGS - BOLZEN FÜR FENSTERGRIFF BESCHLAG - BOULON POUR POIGNÉE D'OUVERTURE DE FENETRE 		12		

Pos	14.02.2013	Piecelist - Stücklist - Liste des composants Art.Nr. 2817140	15/15	Q.	P. (mm)	L. (mm)
		MALE BOLT HINGE FOR DOOR - TÜRRIEGEL - PARTIE MALE DE CHARNIERE DE PORTE		6		
		WASHER FOR STORM PROTECTION - DICHTSCHEIBE FÜR STURMLEISTE - - RONDELLE POUR LAME ANTI-TEMPETE		10		
		BOLT FOR STORM PROTECTION - BOLZEN FÜR STURMLEISTE - - VIS POUR LAME ANTI-TEMPETE		10		
		WASHER FOR STORM PROTECTION - DICHTSCHEIBE FÜR STURMLEISTE - - RONDELLE POUR LAME ANTI-TEMPETE		10		
		DOOR HANDLE FITTINGS-TÜRGRIFF - GARNITURE DE POIGNÉE DE PORTE		1		
		CYLINDER - ZYLINDERSCHLOSS - CYLINDRE DE SERRURE		1		
		WINDOW - FENSTER - FENETRE 525x1560	AK.1.100.PVP.j	3		
						
		DOOR - TÜR - PORTE 1494x1736	TUK.1.100.PVP.MM.5c	1		
		